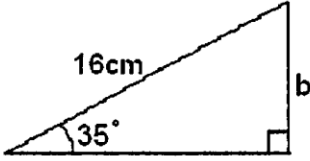
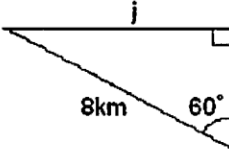
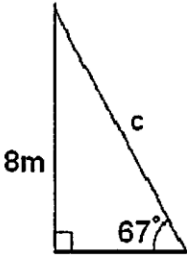
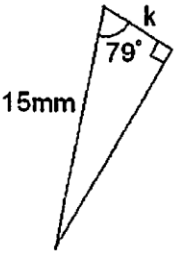

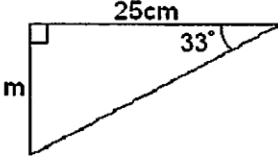
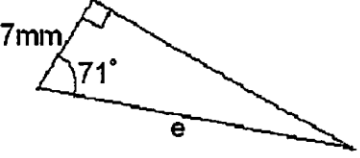
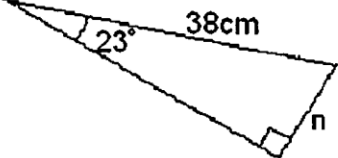
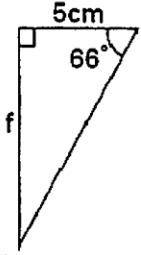
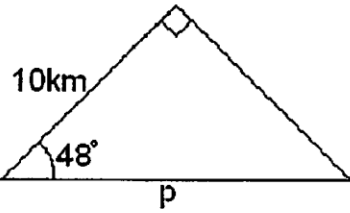
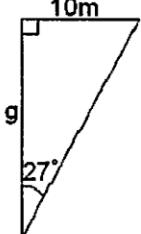


Trigonometry Worksheet T3 – Calculating Sides

Work out the sides labelled. Questions 1 and 2 require Sine, questions 3 and 4 require Cosine, question 5 and 6 require Tangent. The rest you will need to work out which to use and how! (Worksheet T1 may help you!!)

<p>1.</p> 	<p>7.</p> 
<p>2.</p> 	<p>8.</p> 
<p>3.</p> 	<p>9.</p> 
<p>4.</p> 	<p>10.</p> 
<p>5.</p> 	<p>11.</p> 
<p>6.</p> 	<p>12.</p> 